

Summary of Categories and Cutoffs for Public Reporting

Overview

This document reflects the methods used to place clinics into public reporting categories on Q Corp's consumer website, www.PartnerForQualityCare.org, in July 2014. Cutoffs are calculated based on one standard deviation above and below the Oregon clinic average for each measure. As a result, approximately two-thirds of clinics will be rated "Average."

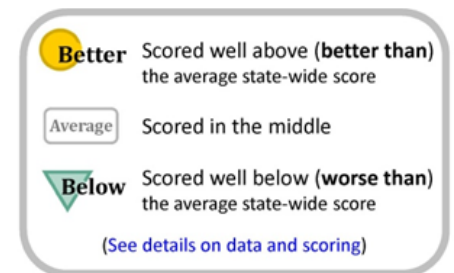
To view scores for clinic sites within a medical group, please visit Q Corp's secure online provider portal. For information on how to access the portal, see the "Medical Group Manager Instructions" available at: <http://q-corp.org/reports/provider-reports>.

Note: Only publicly reported measures are included in the list below. Public reporting criteria include 30 or more patients in the measure, three or more primary care providers in the clinic, and the medical group has been included in at least one round of private reports.




For questions about category cutoffs or public reporting, please call us at (503) 241-3571 or email: info@q-corp.org.

Legend

(This will appear on the public website)



Cutoffs for Each Measure

Measure	 Below	 Average	 Better
Breast Cancer Screening (age 50-74)	56.72%		79.57%
Cervical Cancer Screening (age 21-64)	53.82%		75.10%
Chlamydia Screening (age 16-24)	33.16%		57.14%
Diabetes Care, HbA1c Test (age 18-75)	82.69%		94.84%
Diabetes Care, LDL-C Test (age 18-75)	70.75%		89.95%
Heart Disease Cholesterol Test (age 18-75)	74.43%		91.97%
Appropriate Asthma Medications – Child (age 5-18)	86.56%		96.91%
Appropriate Low Back Pain Imaging (age 18-50)	80.43%		93.17%
Generic Prescription Fills: SSRIs, SNRIs, & DNRIs (age 18+)	82.11%		94.69%
Generic Prescription Fills: Statins (age 18+)	83.92%		97.50%
Well-Child Visits 0-15 Months, Six or More	48.62%		78.84%
Well-Child Visits 3-6 Years	44.11%		73.03%
Appropriate Antibiotics for Sore Throats (age 2-18)	62.00%		94.85%